




Spelling Overview Year 5 Spring 1

Please practise these at home using the strategies on the back of this sheet. There will be regular assessment points throughout the term and we will assess your knowledge of the weekly focus spellings throughout the week. These focus words are a continuation of the learning that is taking place at school. There is a limited number of words to enable deeper learning of increasingly complex words.

| <u>Week 1</u> <i>Apostrophe for possession</i> | <u>Week 2</u> <i>Strategies for learning words from personal spelling list</i> | <u>Week 3</u> <i>Rare GPCs - (Grapheme-phoneme Correspondence) to help with fluency</i> | <u>Week 4</u> <i>Words ending in '-ably' '-ibly'</i> | <u>Week 5</u> <i>Homophones - Words that sound the same but have different spelling and meaning</i> |
|---|---|--|---|--|
| neighbour/ neighbour's | which/witch | bruise | incredibly | steel/steal |
| sandcastle/ sandcastle's | their/they're /there | guarantee | sensibly | led/lead |
| friend/ friend's | no/know | yacht | agreeably | bridal/bridle |
| yacht/ yacht's | new/knew | vehicle | respectably | alter/altar |

| | | | |
|--|---|---|---|
| <p>1. ABC Order</p>  <p>Write all of your spelling words in alphabetical (ABC) order.</p> | <p>2. Word Parts</p> <p>Write your words. Then use a coloured pencil to divide the words into syllables. e.g. jumping caterpillar</p> | <p>3. Other Handed</p> <p>Write each word 5 times, switching the hand you write it with each time. Say the word as you spell it.</p> | <p>4. Vowel Spotlight</p> <p>Write your words using one colour for the vowels and another colour for the consonants. (vowels: a, e, i, o, u)</p> |
| <p>5. Use Technology</p> <p>Type out your spelling words on the computer. Try to use at least 4 different fonts.</p>  | <p>6. Pyramid Words</p> <p>s s p s p e s p e l s p e l l s p e l l i s p e l l i n s p e l l i n g (or make them boat shaped, star, smiley face, etc.)</p> | <p>7. "Ransom" Words</p> <p>"Write" your words by cutting letters out of a newspaper or magazine and gluing the letters on a piece of paper to spell your words.</p>  | <p>8. Rainbow Words</p> <p>Write your spelling words with coloured pencils. Make each letter a different colour.</p>  |

Strategies to support learning spellings at home.