



Welcome!



Year 4

# Uniform



- \* Please make sure that all your child's clothes and belongings are named.
- \* We would appreciate your support in ensuring the children wear their correct school uniform as outlined on the school website.

<b>Girls</b>	<b>Boys</b>
St Michael's embroidered royal blue sweatshirt or cardigan*	St Michael's embroidered royal blue sweatshirt*
White blouse or St Michael's embroidered white polo shirt*	White shirt or St Michael's embroidered white polo shirt*
Grey skirt or pinafore dress with grey or blue tights or white socks. Grey or black trousers	Grey or black trousers or shorts

Items of jewellery should not be worn. Ear studs are permissible but may not be worn for P.E. If they cannot be removed they will be taped over. Long hair should be tied up securely.



# P.E

- The children will have a P.E (swimming) on Mondays.
- The PE day will change to Thursday after the half term.
- \* Please leave P.E kits in school for half a term. We will send them home earlier if they get muddy!



P.E. Kit
St Michael's embroidered P.E. T-shirt in house colours*
Blue shorts* or black shorts
Pumps or trainers for outdoors



PE Hoodie

Please note: Hoodies are part of the PE uniform and should not be worn as school jumper.

# Day to Day Info

Unattended children arriving before 8.30am, will be taken to Breakfast Club and charged.

Doors open from **8:40am**. Children must be in class to register by **8:50am**.

Most classes begin the day with a short wake and shake.

Breaktime is between **10:40am** and **10:55am**. Free fruit is provided to infant children. Milk is provided free to children in Reception. Junior children must bring a healthy snack (no crisps or chocolate). Junior children may purchase milk through the CoolMilk scheme.

Lunchtime is between **11:55am** and **12:55pm**. The school provides a hot meal service. Meals are free to children in the infants. Children may elect to bring a packed lunch.

All classes take part in the Daily Mile each day.

Every class has a traditional story time at **3pm**.

School ends at **3:20pm**.

# Attendance



- Registration is open from 8.40am to 8.50am.
- All gates will close at 8.50am. Children arriving late, will need to sign in at the main office.
- It is the parents'/ carers responsibility to contact the school office, by 10am, on the first day of their child's absence.

**1170 sessions,  
last year, with no  
contact made by  
parents.**

# School Meals

School meals can be booked via ParentPay before midnight the day before.

Fruit is provided for infant children. Junior children should bring a healthy snack from home for break time.

All children to bring in a water bottle.



**THREE WEEK MENU**

**AUTUMN/WINTER 2024**

£2.65

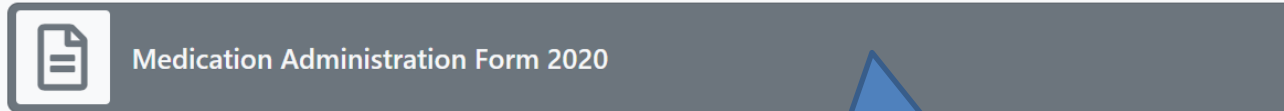
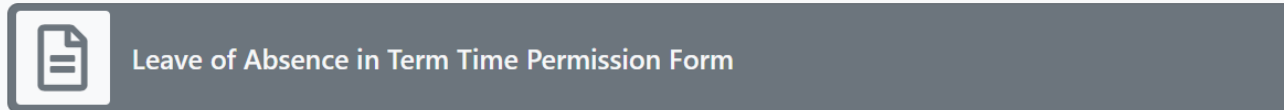
Our new menu chosen by parents and children – Your favourites available every day

Our menu is subject to change. Please be assured that all notified medical diets and allergy requirements will be safely catered for.

**Chartwells**  
Schools

# Parent Forms

Medical Appointment Forms, Leave of Absence Forms and Medication Forms can be accessed via the website or collected from the school office.



Medical appointments should be made outside of school hours when possible.

# Term Dates

Calendar can be found on the school website.

Mon		2	9	16	23	30
Tue	3	10	17	24		
Wed	4	11	18	25		
Thurs	5	12	19	26		
Fri	6	13	20	27		
Sat	7	14	21	28		
Sun	1	8	15	22	29	

Mon		7	14	21	28	
Tue	1	8	15	22	29	
Wed	2	9	16	23	30	
Thurs	3	10	17	24	31	
Fri	4	11	18	25		
Sat	5	12	19	26		
Sun	6	13	20	27		

Mon			4	11	18	25
Tue			5	12	19	26
Wed			6	13	20	27
Thurs			7	14	21	28
Fri		1	8	15	22	29
Sat	2	9	16	23	30	
Sun	3	10	17	24		

Mon		2	9	16	23	30
Tue		3	10	17	24	31
Wed		4	11	18	25	
Thurs		5	12	19	26	
Fri		6	13	20	27	
Sat		7	14	21	28	
Sun	1	8	15	22	29	

Mon		6	13	20	27	
Tue		7	14	21	28	
Wed	1	8	15	22	29	
Thurs	2	9	16	23	30	
Fri	3	10	17	24	31	
Sat	4	11	18	25		
Sun	5	12	19	26		

Mon		3	10	17	24	
Tue		4	11	18	25	
Wed		5	12	19	26	
Thurs		6	13	20	27	
Fri		7	14	21	28	
Sat	1	8	15	22		
Sun	2	9	16	23		

Mon		3	10	17	24	31
Tue		4	11	18	25	
Wed		5	12	19	26	
Thurs		6	13	20	27	
Fri		7	14	21	28	
Sat	1	8	15	22	29	
Sun	2	9	16	23	30	




Mon		7	14	21	28	
Tue	1	8	15	22	29	
Wed	2	9	16	23	30	
Thurs	3	10	17	24		
Fri	4	11	18	25		
Sat	5	12	19	26		
Sun	6	13	20	27		

Mon		5	12	19	26	
Tue		6	13	20	27	
Wed		7	14	21	28	
Thurs	1	8	15	22	29	
Fri	2	9	16	23	30	
Sat	3	10	17	24	31	
Sun	4	11	18	25		

Mon		2	9	16	23	30
Tue		3	10	17	24	
Wed		4	11	18	25	
Thurs		5	12	19	26	
Fri		6	13	20	27	
Sat		7	14	21	28	
Sun	1	8	15	22	29	

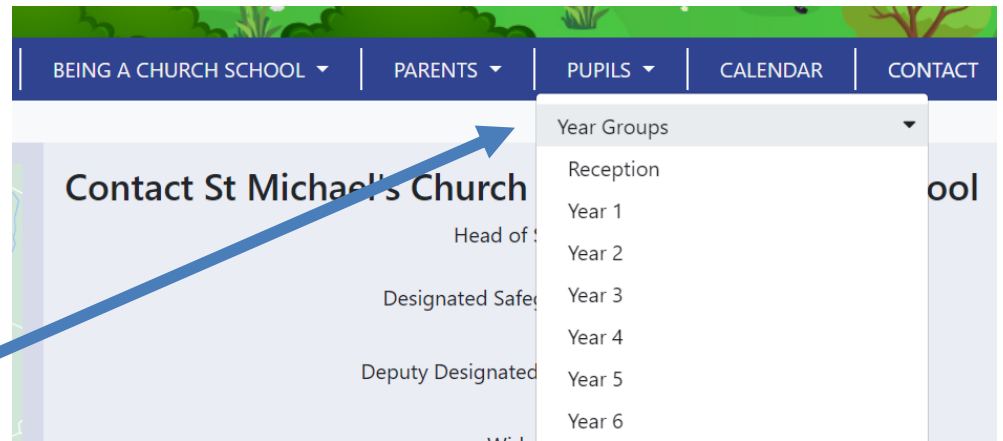
Mon		7	14	21	28	
Tue	1	8	15	22	29	
Wed	2	9	16	23	30	
Thurs	3	10	17	24	31	
Fri	4	11	18	25		
Sat	5	12	19	26		
Sun	6	13	20	27		

Mon		4	11	18	25	
Tue		5	12	19	26	
Wed		6	13	20	27	
Thurs		7	14	21	28	
Fri	1	8	15	22	29	
Sat	2	9	16	23	30	
Sun	3	10	17	24		

-  Inset Days
-  Staff Twilight
-  Flora Day



# Website and Contact



Please regularly check the class pages on the school websites for dates, updates and photographs.

<https://www.st-michaels-helston.org> - click on the PUPILS tab then Year Groups.

All teachers will be available on the door each morning.

if you have any concerns or if there is anything you would like to discuss and would like to make an appointment with your child's teacher, please email the advice line:

[mic-advice@rainbowacademy.org.uk](mailto:mic-advice@rainbowacademy.org.uk)

# Teachers and Support Staff Year 4

4H – Miss Humby

4V- Mrs Vincent and Ms Lamberton (Maternity Cover)

Support Staff:

Mrs Martin   Mrs Phillips   Mrs Clemence



# Timetable for Year 4

- Slight differences across both classes-

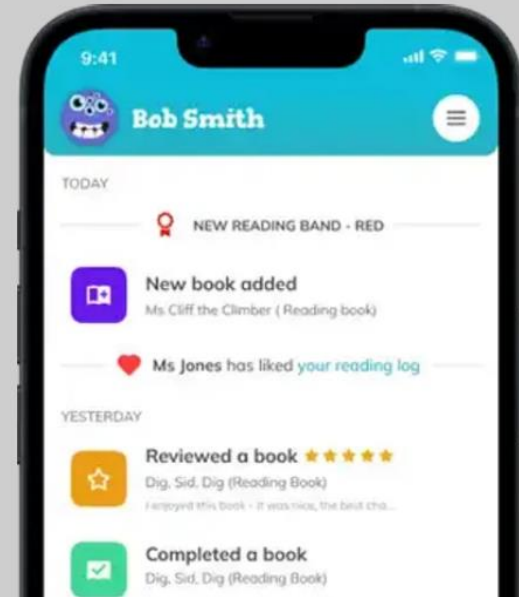
	8:40	9:00	9:30	9:45	10:40	11:00	12:00	12:25	1:00	2:00 Daily Mile			2:45	3:00
Monday	Morning Task	Reading and Phonics	Mastery Maths	Literacy	Break Time	Maths	Lunch Eating	Lunch Playtime	Swimming				CW	Story Time
Tuesday			TTRS	Literacy		Maths			RE	Geography	Mastery Maths			
Wednesday			TTRS	Literacy		Maths			Mastery Maths	Spelling	Music	French	CW	
Thursday			Spelling	Literacy		Maths			Computing	Jigsaw	Mastery Maths	CW		
Friday			Spelling	Maths/Mastery Maths		Science			1:00 CW	Art/DT			Golden Time	

# New for 2024!



## The digital reading diary that grows with your child

Using BoomReader means no log is ever lost or wasted. Your child's record builds over time and provides a full, meaningful picture of their reading all the way through school.



### Never forgotten



You child's Reading diary will never be left at home on the busy school run!

### Never lost



No damaged or ruined reading diaries - and of course the valuable information is never lost!

### Always available



Every parent or carer can access the diary at any time. No more asking: 'Has anyone seen the diary?'

### Mobile Access



It's easy to see all reading for your children in one place - no more searching for separate diaries.



**Star**  
Reading



**Accelerated**  
Reader



**Renaissance**  
Accelerated Reader Bookfinder

Look up books yourself at home, to see if they fall within your child's ZPD level.

Your child is assessed at least once a term using Star Reader.

In the test, they answer comprehension-based questions, which get progressively more challenging.

Their score gives them a reading zone (ZPD). This is matched to their word reading and comprehension ability.

Your child is encouraged to quiz on each book, after they have read it. They can do this at home, or in school.

They can then record what they enjoyed about the book on BoomReader!

# Reading at Home

It is expected that your child should read for **20 minutes** every day. This might be part of a book/a chapter and could also encompass you sharing a book on some days.

## HERE'S THE IMPACT OF READING 20 MINUTES PER DAY!

A student who reads

20:00

minutes per day

will be exposed to  
**1.8 MILLION**  
words per year  
and scores in  
**90th PERCENTILE**  
on standardized tests

A student who reads

5:00

minutes per day

will be exposed to  
**282,000**  
words per year  
and scores in  
**50th PERCENTILE**  
on standardized tests

A student who reads

1:00

minute per day

will be exposed to  
**8,000**  
words per year  
and scores in  
**10th PERCENTILE**  
on standardized tests


# Reading at Home KS2

## What reading looks like

We're teaching every child to read with Little Wandle Letters and Sounds Revised  
A complete SSP validated by the Department for Education



Little Wandle  
Fluency



**Rapid Catch-Up Programme:** for children that have not completed the KS1 phonics programme. 2.5 x weekly phonics lessons + 2.5 x weekly reading practice lessons. Books go home at the end of each week, to be read at home the following week.

**Fluency Programme:** for children that have completed the KS1 phonics programme. 2 – 3 x weekly reading practice sessions, using the fluency chapter books. Books go home every fortnight, to be read at home for the following fortnight. 1 chapter 3 x week.

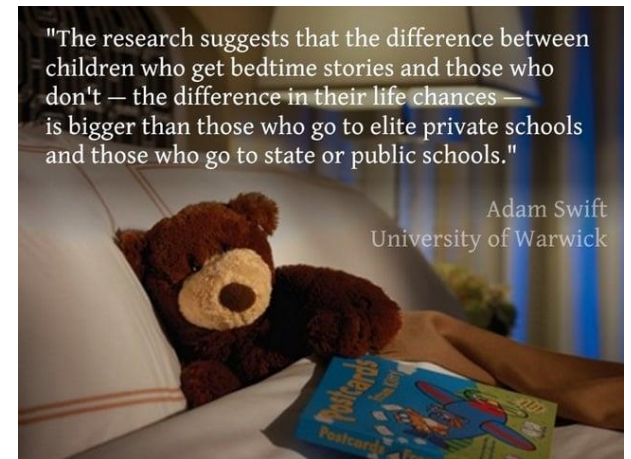

**Accelerated Reader (AR):** for children that have completed the Fluency Programme and are reading 120+ words per minute (WPM). Your child will be assessed, and they will be assigned a Zone of Proximal Development (ZPD) number. Your child will choose a book matched to their AR ZPD. Your child is encouraged to **quiz on their book at home**, by accessing the AR website. If they do not have access at home, then there will be an opportunity to quiz at school. This will be **closely monitored**.

# The School Libraries

---

We are very fortunate to have two wonderful library spaces at St Michael's, as well as a multitude of book spaces spread across both key stages. These are being constantly updated with new and exciting texts. We encourage our children to borrow books from these areas to share at home.

Please take the time to read to your child.  
The impact is priceless.





# Spellings

Children will be sent home with a spelling overview highlighting the rules and patterns that the children will be focusing on in school.

Please encourage your child to practise these at home.

Week 1 WB 5.6.23 Statutory spelling words	Week 2 WB 12.6.23 Words with the suffix 'ous'	Week 3 WB 19/6/23 Re-capping words that begin with prefixes	Week 4 WB 26.6.23 Re-capping words that begin with prefixes	Week 5 WB 3.7.23 Adding the suffix 'ly' to words ending in -y, -lt, and -ic	Week 6 WB 10.7.23 Statutory spelling words
material	fur <b>ious</b>	un <b>finished</b>	an <b>ti</b> biotic	happily	quarter
medicine	dan <b>gerous</b>	re <b>att</b> ach	su <b>per</b> power	easily	regular
peculiar	spac <b>ious</b>	in <b>fin</b> ite	dis <b>int</b> erested	gent <b>ly</b>	separate
popular	fam <b>ous</b>	sub <b>mar</b> ine	auto <b>mat</b> ic	basically	suppose

# Maths

At St Michael's we understand the importance of fluency and how a strong grasp of number and times table knowledge can support the working memory.

In EYFS and KS1, children will be engaging with Mastering Number daily fluency sessions and there will be more information regarding this and how you can support this at home as the year progresses.

The tool we use for practicing our understanding of number and tables knowledge in KS2 is **Time Table Rock Stars**. Below you will find links to instructions on how to access and use.



**KS2 children will also be accessing Mastering Number sessions this year.**

The children's teacher will provide the log in details

## Times Table Rock Stars - Junior Children

To log on, use the link below and your username and password:

<https://play.ttrockstars.com/login/79653>

If you are stuck and need help, you can try to solve it yourself on the Times Table Rock Stars Youtube channel :

[https://www.youtube.com/channel/UCBU5\\_IKZWrm5E6LyDFnIPVg](https://www.youtube.com/channel/UCBU5_IKZWrm5E6LyDFnIPVg)

MULTIPLICATION TABLE			
1x	2x	3x	4x
1	2	3	4
2	4	6	8
3	6	9	12
4	8	12	16
5	10	15	20
6	12	18	24
7	14	21	28
8	16	24	32
9	18	27	36
10	20	30	40
11	22	33	44
12	24	36	48

# Year 4 Multiplication Check

MULTIPLICATION TABLE			
1x	2x	3x	4x
1	2	3	4
2	4	6	8
3	6	9	12
4	8	12	16
5	10	15	20
6	12	18	24
7	14	21	28
8	16	24	32
9	18	27	36
10	20	30	40
11	22	33	44
12	24	36	48

- Between **Monday 3rd June and Friday 14th June**, your child will take part in a statutory multiplication tables check.
- The purpose of the check is to determine whether your child can fluently recall their times tables up to 12, which is essential for future success in mathematics. It will also help us, as a school, to identify pupils who may need additional support.
- The test is an on-screen check consisting of 25 times tables questions. Your child will answer 3 practise questions before moving on to the official check and will then have 6 seconds to answer each question. On average, the check should take no longer than 5 minutes to complete.
- For more information, please visit this link: [2024 multiplication tables check: information for parents \(publishing.service.gov.uk\)](https://publishing.service.gov.uk/government/uploads/system/uploads/attachment_data/file/1181202/2024-multiplication-tables-check-information-for-parents.pdf)

### Create a challenge

Make it fun by turning times table practise into a competition or challenge for your child, by timing them and keeping a record of their scores. You could even join in yourself and set a challenge to learn a more difficult times table, such as the 13 times table and get your child to test you at the end of the week in exchange for testing them...



### Practise tables as a time-filler

When you're sitting at traffic lights or waiting in the doctor's surgery it is the perfect opportunity for a bit of times table practise! It's always better to just spend a few minutes reciting or testing times tables rather than going into overdrive and spending too long practising them.



### Help them with the ones they find tricky

There are usually one or two multiplication facts in each times table that are more difficult. When you notice that your child is stumbling over the same fact each time, try to give them extra practise. You could even get your child to write the fact out in a fun way on a piece of card and then stick it somewhere prominent (like on the fridge) so that they have an extra reminder!



### Make it real

The danger with too much rote learning of times tables is that children can fail to see the use of times tables in real life. Try to take opportunities to get your child to use multiplication in problem solving, for example working out quantities for scaling up a recipe, or calculating the price of more than one item of shopping.



### Times Table Rock Stars

Your child has an account with times table rock stars. If your child is unsure of their login, please speak to their teacher. Please use the link below.



### Rhymes and songs

Silly rhymes and songs can help children to remember these patterns, e.g. '0 2 4 6 8, my mum thinks I'm great' – the sillier the better really!



### Games

Many games, such as Bingo, Snap and Pairs, can be adapted to focus on tables. They make great short, quick-fire games that can be fitted in any time of the day.



### Oxford Owl

Please follow the link below for a useful PDF that outlines many games, tricks and ideas to support your child learning their tables.





Share:  
Code of Conduct  
Home/School Agreement



Thank You