




Spelling Overview **Year 4 Spring 2**

These are some of the Statutory Words for Year 4. Please practise these at home using the strategies on the back of this sheet. There will be regular assessment points throughout the term and we will assess your knowledge of the weekly focus spellings throughout the week.

These focus words are a continuation of the learning that has taken place at school. There is a limited number of words to enable deeper learning of increasingly complex words.

Week 1 WB 19 th February <small>Words from the Statutory Spelling List</small>	Week 2 WB 26 th February <small>Words with the prefix 'anti' and 'inter'</small>	Week 3 WB 4 th March <small>Words with the ending 'cian', 'sion', 'tion' and 'ssion'</small>	Week 4 WB 11 th March <small>Words with the ending 'cian', 'sion', 'tion' and 'ssion'</small>	Week 5 WB 18 th March <small>Words from Personalised Spelling List</small>	Week 6 WB 25 th March <small>Words from the Statutory Spelling List</small>
February	Int ertwine	Poss ession	Pass ion		Weight
Group	Int ernational	Mag ician	Dir ection		Fruit
Knowledge	Anti hero	Att ention	Frac tion		Height
Interest	Anti biotic	Confu sion	Musi cian		Surprise

<p>1. ABC Order</p>  <p>Write all of your spelling words in alphabetical (ABC) order.</p>	<p>2. Word Parts</p> <p>Write your words. Then use a coloured pencil to divide the words into syllables. e.g. jumping caterpillar</p>	<p>3. Other Handed</p> <p>Write each word 5 times, switching the hand you write it with each time. Say the word as you spell it.</p>	<p>4. Vowel Spotlight</p> <p>Write your words using one colour for the vowels and another colour for the consonants. (vowels: a, e, i, o, u)</p>
<p>5. Use Technology</p> <p>Type out your spelling words on the computer. Try to use at least 4 different fonts.</p> 	<p>6. Pyramid Words</p> <p>s s p s p e s p e l s p e l l s p e l l i s p e l l i n s p e l l i n g</p> <p>(or make them boat shaped, star, smiley face, etc.)</p>	<p>7. "Ransom" Words</p> <p>"Write" your words by cutting letters out of a newspaper or magazine and gluing the letters on a piece of paper to spell your words.</p> 	<p>8. Rainbow Words</p> <p>Write your spelling words with coloured pencils. Make each letter a different colour.</p> 