




Spelling Overview **Year 4 Summer 1**

These are some of the Statutory Words for Year 4. Please practise these at home using the strategies on the back of this sheet. There will be regular assessment points throughout the term and we will assess your knowledge of the weekly focus spellings throughout the week.

Week 1 WB 15 th April Words with the 's' sound spelt SC	Week 2 WB 22 nd April Words with the endings that sound like spelt 'sion'	Week 3 WB 29 th April Words from Statutory List	Week 4 WB 6 th May Words Apostrophes for possession: singular and plural	Week 5 WB 13 th May Words: Homophones	Week 6 WB 20 th May Words from Statutory List									
Science	Explosion	Answer	<table><tr><td></td><td>one ball</td><td>more than one ball</td></tr><tr><td>one boy</td><td> the boy's ball</td><td> the boy's balls</td></tr><tr><td>more than one boy</td><td> the boys' ball</td><td> the boys' balls</td></tr></table>		one ball	more than one ball	one boy	 the boy's ball	 the boy's balls	more than one boy	 the boys' ball	 the boys' balls	Weather/Whether	Build
	one ball	more than one ball												
one boy	 the boy's ball	 the boy's balls												
more than one boy	 the boys' ball	 the boys' balls												
Scene	Invasion	Possible		Who's/Whose	Certain									
Scissors	Collision	Experience	Medal/Meddle	Medicine										
Crescent	Conclusion	Peculiar	Missed/Mist	Natural										
Ascend	Extension	Naughty		Team/Teem	Strength									

These focus words are a continuation of the learning that has taken place at school. There is a limited number of words to enable deeper learning of increasingly complex words.

<p>1. ABC Order</p>  <p>Write all of your spelling words in alphabetical (ABC) order.</p>	<p>2. Word Parts</p> <p>Write your words. Then use a coloured pencil to divide the words into syllables. e.g. jumping caterpillar</p>	<p>3. Other Handed</p> <p>Write each word 5 times, switching the hand you write it with each time. Say the word as you spell it.</p>	<p>4. Vowel Spotlight</p> <p>Write your words using one colour for the vowels and another colour for the consonants. (vowels: a, e, i, o, u)</p>
<p>5. Use Technology</p> <p>Type out your spelling words on the computer. Try to use at least 4 different fonts.</p> 	<p>6. Pyramid Words</p> <p>s s p s p e s p e l s p e l l s p e l l i s p e l l i n s p e l l i n g (or make them boat shaped, star, smiley face, etc.)</p>	<p>7. "Ransom" Words</p> <p>"Write" your words by cutting letters out of a newspaper or magazine and gluing the letters on a piece of paper to spell your words.</p> 	<p>8. Rainbow Words</p> <p>Write your spelling words with coloured pencils. Make each letter a different colour.</p> 